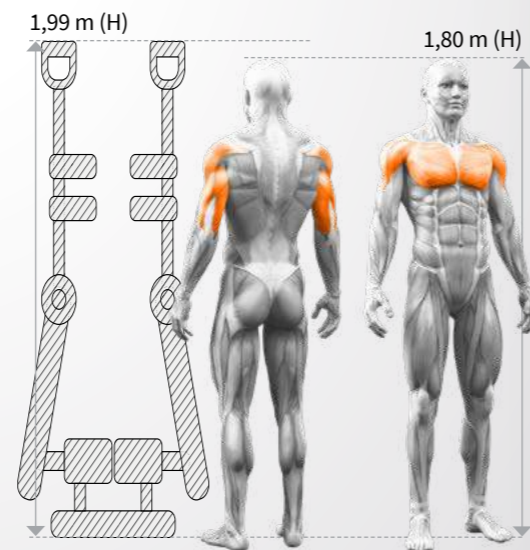




STRENGTH

EVOST II
EVOST III
FUSION PRO
PRESTIGE PRO

STANDING MULTI FLIGHT / U2046

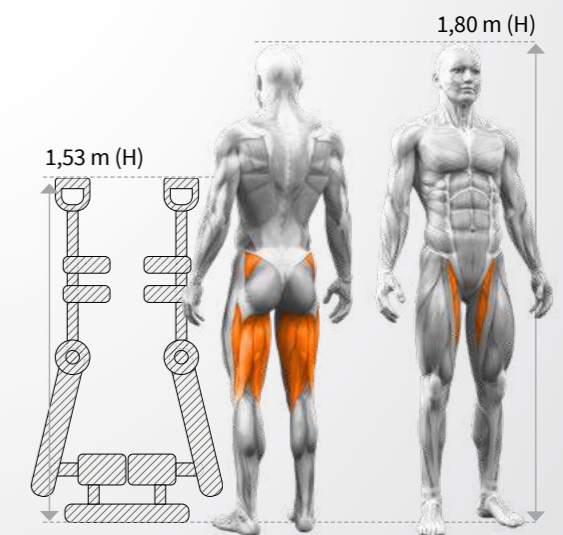


SPECIFICATIONS U2046









 Dimension	1425 x 886 x 1990 mm
 Weight stack	110 kg
 Extra weight stack	U2046_EW / 135 kg
 Frame dimensions	37 x 134 mm
 Transport box	1980 x 1080 x 580 mm Plywood
 Frame color	● ● ●
 Application color	● ● ●
 Weight net / gross	322 kg / 352 kg

The **Standing Multi Flight** is a multifunctional machine for a complete upper body workout. With height adjustment of the rotation centers, counterbalanced and starting angle adjustment, this machine ensures a natural and effective adaptation of the load.

PRONE LEG CURL / E7001A

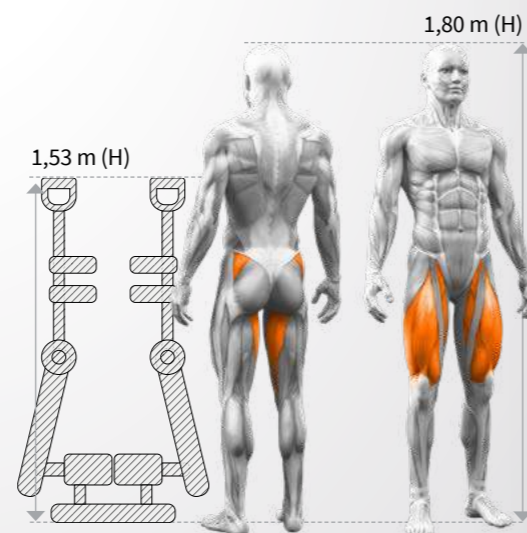


SPECIFICATIONS E7001A

 Dimension	1610 x 1110 x 1530 mm
 Weight stack	110 kg
 Extra weight stack	E7001A_EW / 135 kg
 Frame dimensions	37 x 134 mm
 Transport box	1720 x 1080 x 470 mm Plywood
 Frame color	● ● ●
 Application color	● ● ●
 Weight	244 kg


Thanks to the prone design of **Prone Leg Curl**, users can easily and comfortably use the device to strengthen calf and hamstring muscles. The design of eliminating the elbow pad makes the structure of the equipment more concise, and the divergent body pad angle eliminates the pressure on the lower back and makes training more focused.

LEG EXTENSION / E7002A



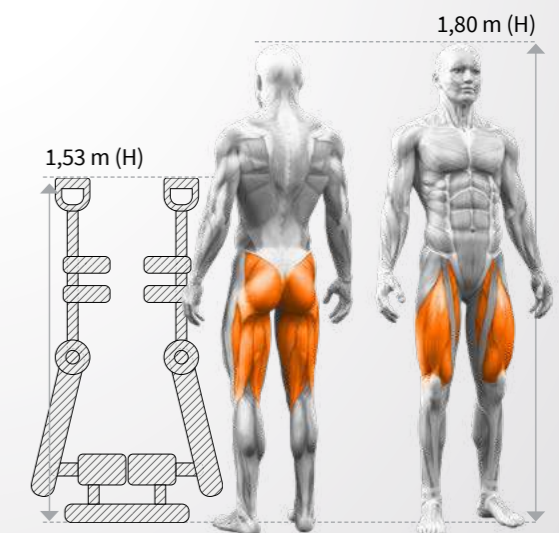
SPECIFICATIONS

E7002A

 Dimension	1425 x 1165 x 1530 mm
 Weight stack	110 kg
 Extra weight stack	E7002A_EW / 135 kg
 Frame dimensions	37 x 134 mm
 Transport box	1720 x 1080 x 470 mm Plywood
 Frame color	● ● ●
 Application color	● ● ●
 Weight	257 kg









The **Prestige Pro Series Leg Extension** is designed to help exercisers focus on the major muscles of the thigh. Angled seat and back pad encourage full quadriceps contraction. A self-adjusting tibia pad provides comfortable support, the adjustable back cushion allows the knees to be easily aligned with the pivot axis to achieve good biomechanics.

LEG PRESS / E7003A



SPECIFICATIONS

E7003A

 Dimension	1870 x 1086 x 1530 mm
 Weight stack	140 kg
 Extra weight stack	--
 Frame dimensions	37 x 134 mm
 Transport box	2120 x 1110 x 600 mm Plywood
 Frame color	● ● ●
 Application color	● ● ●
 Weight	357 kg

The **Prestige Pro Series Leg Press** is efficient and comfortable when training the lower body. The angled adjustable seat allows easy positioning for different users. The large foot platform offers a variety of training modes, including calf exercises. Integrated assist handles on both sides of the seat allow the exerciser to better stabilize the upper body during training.

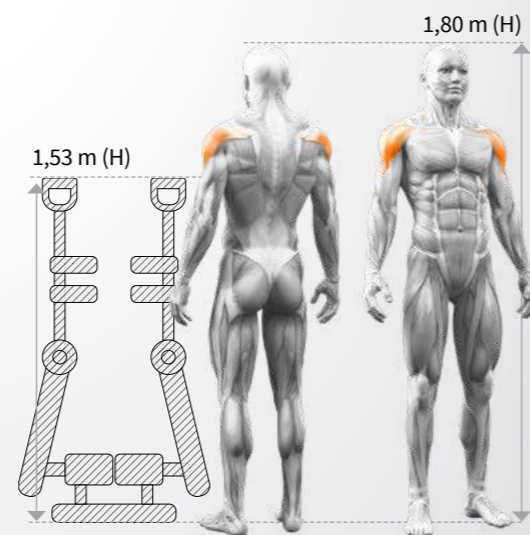
LATERAL RAISE / E7005A



SPECIFICATIONS

E7005A

 Dimension	1300 x 970 x 1530 mm
 Weight stack	110 kg
 Extra weight stack	E7005A_EW / 135 kg
 Frame dimensions	37 x 134 mm
 Transport box	1730 x 1110 x 500 mm Plywood
 Frame color	  
 Application color	  
 Weight	245 kg

















The **Prestige Pro Series Lateral Raise** is designed to allow exercisers to maintain a sitting posture and easily adjust the height of the seat to ensure that the shoulders are aligned with the pivot point for effective exercise. The gas-assisted seat adjustment and multi-start position adjustment are added to improve the user's experience and actual needs.

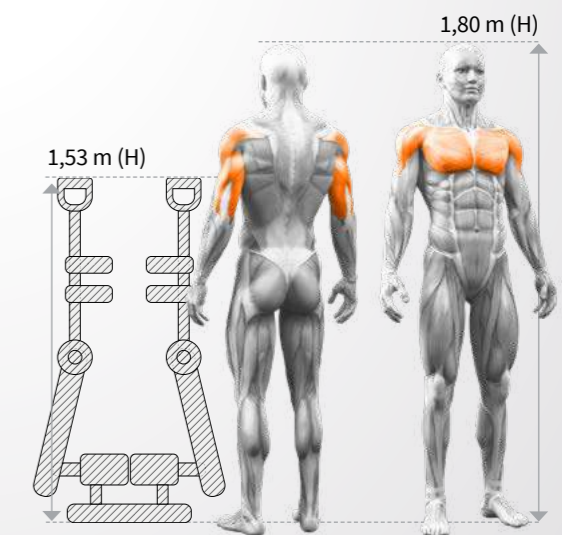
SHOULDER PRESS / E7006A



SPECIFICATIONS

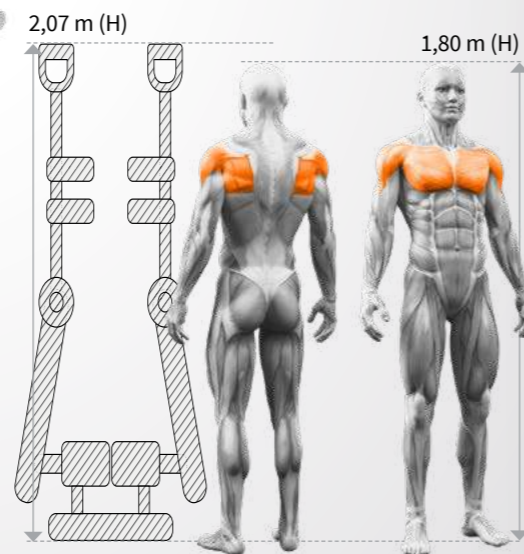
E7006A

 Dimension	1550 x 1550 x 1530 mm
 Weight stack	110 kg
 Extra weight stack	E7006A_EW / 135 kg
 Frame dimensions	37 x 134 mm
 Transport box	1720 x 1110 x 500 mm Plywood
 Frame color	  
 Application color	  
 Weight	263 kg

















The **Prestige Pro Series Shoulder Press** offers a new motion trajectory solution that simulates natural motion paths. The dual-position handle supports more training styles, and the angled back and seat pads help users maintain a better training position and provide corresponding support.

REAR DELT / PEC FLY / E7007A

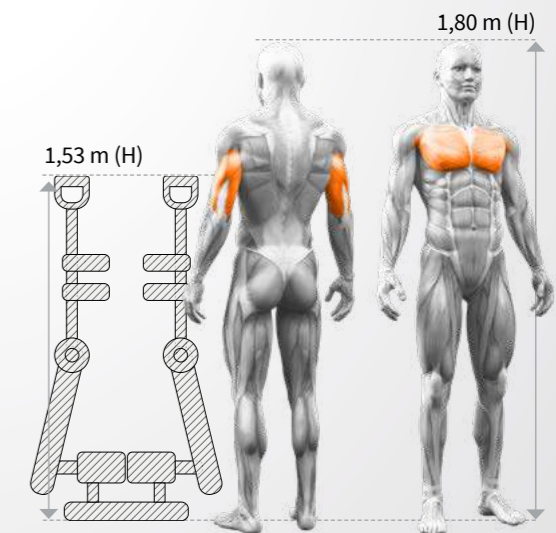


SPECIFICATIONS E7007A















 Dimension	1280 x 1430 x 2075 mm
 Weight stack	95 kg
 Extra weight stack	--
 Frame dimensions	37 x 134 mm
 Transport box	2020 x 1110 x 650 mm Plywood
 Frame color	  
 Application color	  
 Weight	249 kg

The Prestige Pro Series Rear Delt / Pec Fly offer a comfortable and efficient manner to train upper body muscle groups. The adjustable rotating arm is designed to adapt to the arm length of different users, providing the correct training posture. Oversized handles reduce the extra adjustment needed to switch between the two sports, and gas-assisted seat adjustment and wider back cushions further enhance the training experience.

VERTICAL PRESS / E7008A

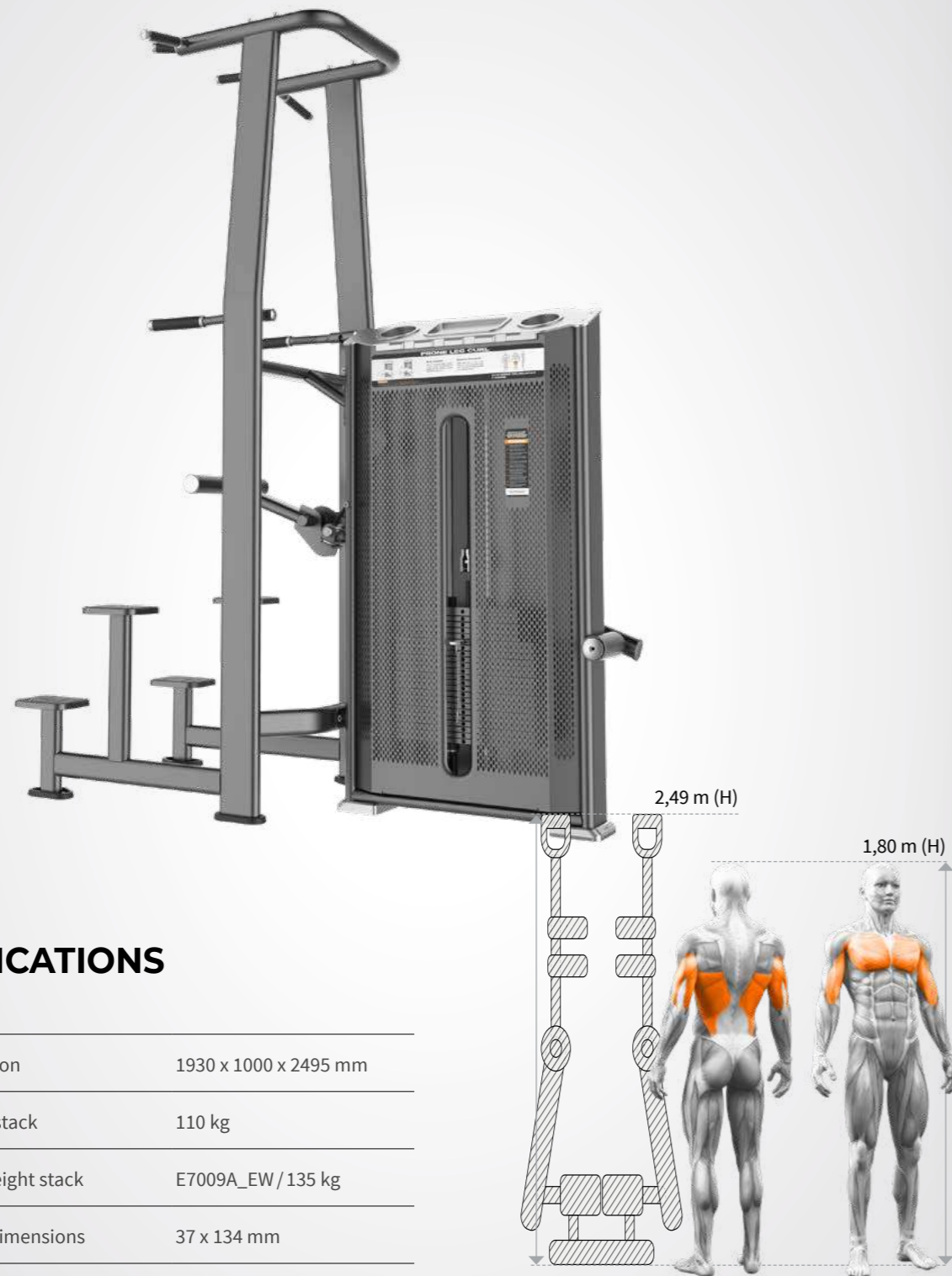


SPECIFICATIONS E7008A

 Dimension	1435 x 1125 x 1530 mm
 Weight stack	110 kg
 Extra weight stack	E7008A_EW / 135 kg
 Frame dimensions	37 x 134 mm
 Transport box	1720 x 1110 x 400 mm Plywood
 Frame color	  
 Application color	  
 Weight	249 kg

The Vertical Press is great for training upper body muscle groups. Assisted footrests are eliminated, and an adjustable back pad is used to provide a flexible starting position, which balanced both comfort and performance. The split-type motion design allows exercisers to choose a variety of training programs. The low pivot of the movement arm ensures proper path of motion and easy entrance/exit to and from the unit.

DIP/CHIN ASSIST / E7009A



SPECIFICATIONS E7009A






 Dimension	1930 x 1000 x 2495 mm
 Weight stack	110 kg
 Extra weight stack	E7009A_EW/135 kg
 Frame dimensions	37 x 134 mm
 Transport box	2480 x 1110 x 400 mm Plywood
 Frame color	  
 Application color	  
 Weight	287 kg

The Prestige Pro Series Dip/Chin Assist is optimized for pull-ups and parallel bars. The standing posture is used instead of the kneeling posture for training, which is closer to the real training situation. There are two training modes, assisted and unassisted, for users to freely adjust the training plan.

STANDING CALF / E7010A



SPECIFICATIONS E7010A







 Dimension	1860 x 820 x 1530 mm
 Weight stack	80 kg
 Extra weight stack	E7010A_EW/95 kg
 Frame dimensions	37 x 134 mm
 Transport box	1720 x 1110 x 400 mm Plywood
 Frame color	  
 Application color	  
 Weight	280 kg

The Standing Calf is designed to train the calf muscles safely and effectively. Adjustable height shoulder pads can fit most users, combined with anti-slip foot plates and handles for safety. The Standing Calf provides effective training for the calf muscle group by standing on tiptoes.

LAT PULLDOWN / E7012A



SPECIFICATIONS E7012A









 Dimension	1190 x 1200 x 2230 mm
 Weight stack	110 kg
 Extra weight stack	E7012A_EW/135 kg
 Frame dimensions	37 x 134 mm
 Transport box	2480 x 1130 x 450 mm Plywood
 Frame color	● ● ●
 Application color	● ● ●
 Weight	249 kg

The **Prestige Pro Series Lat Pulldown** follows the usual design style of this category, with the pulley position on the device allowing the user to move smoothly in front of the head. The Fusion Pro Series powered gas assist seat and adjustable thigh pads make it easier for exercisers to use and adjust.

ROTATION / E7018A

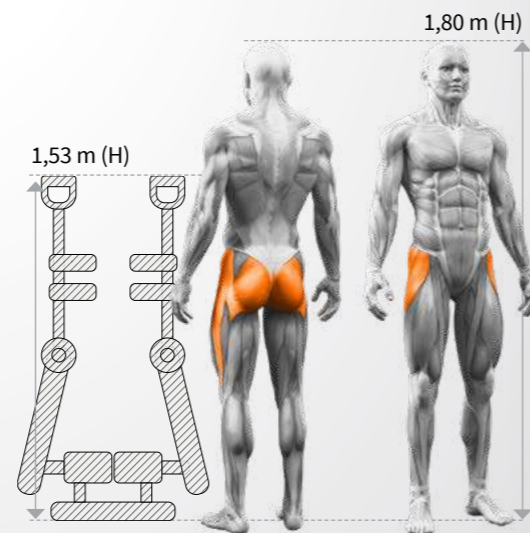


SPECIFICATIONS E7018A

 Dimension	1150 x 1130 x 1530 mm
 Weight stack	65 kg
 Extra weight stack	E7018A_EW/95 kg
 Frame dimensions	37 x 134 mm
 Transport box	1710 x 1110 x 430 mm Plywood
 Frame color	● ● ●
 Application color	● ● ●
 Weight	260 kg

The **Prestige Pro Series Rotary Torso** maintains the usual design of this type of equipment for comfort and performance. The kneeling position design is adopted, which can stretch the hip flexors while reducing the pressure on the lower back as much as possible. The uniquely designed knee pads ensure the stability and comfort of use and provide protection for multi-posture training.




ABDUCTOR & ADDUCTOR / E7021A



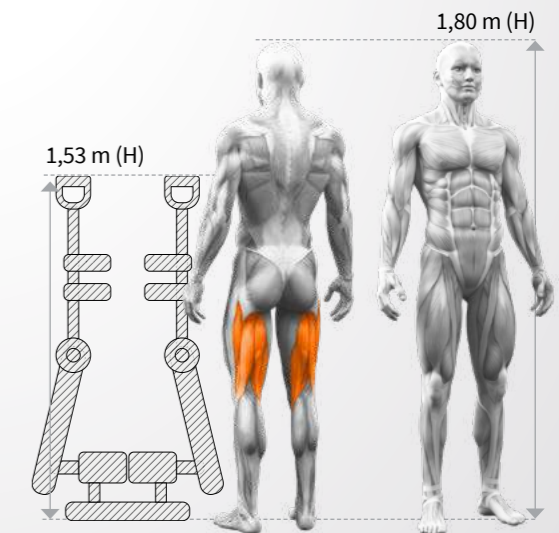
The **Prestige Pro Series Abductor** features an easy-adjust start position for both inner and outer thigh exercises. Improved ergonomic seat and back cushions provide users with stable support and a more comfortable experience. The pivoting thigh pads combined with an adjustable starting position allow the user to quickly switch between the two workouts.

SPECIFICATIONS

E7021A

 Dimension	1550 x 860 x 1530 mm
 Weight stack	110 kg
 Extra weight stack	E7021A_EW/ 135 kg
 Frame dimensions	37 x 134 mm
 Transport box	1720 x 1110 x 450 mm Plywood
 Frame color	  
 Application color	  
 Weight	260 kg















SEATED LEG CURL / E7023A



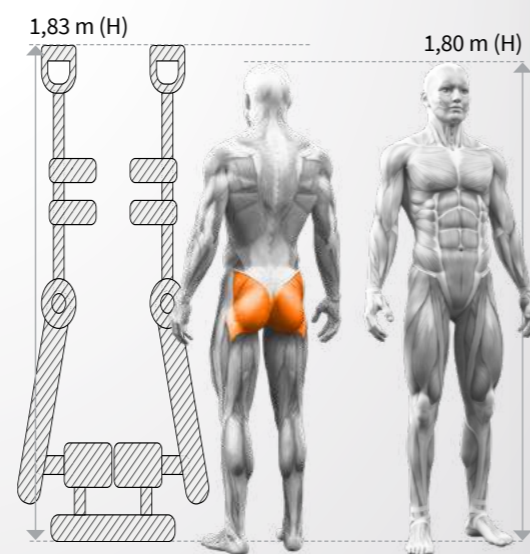
The **Prestige Pro Series Seated Leg Curl** features a new construction designed to provide more comfortable and efficient leg muscle training. The angled seat and adjustable back pad allow the user to better align the knees with the pivot point to promote full hamstring contraction.

SPECIFICATIONS



E7023A

 Dimension	1665 x 1145 x 1530 mm
 Weight stack	110 kg
 Extra weight stack	E7023A_EW/ 135 kg
 Frame dimensions	37 x 134 mm
 Transport box	1720 x 1110 x 450 mm Plywood
 Frame color	  
 Application color	  
 Weight	276 kg

GLUTE ISOLATOR / E7024A

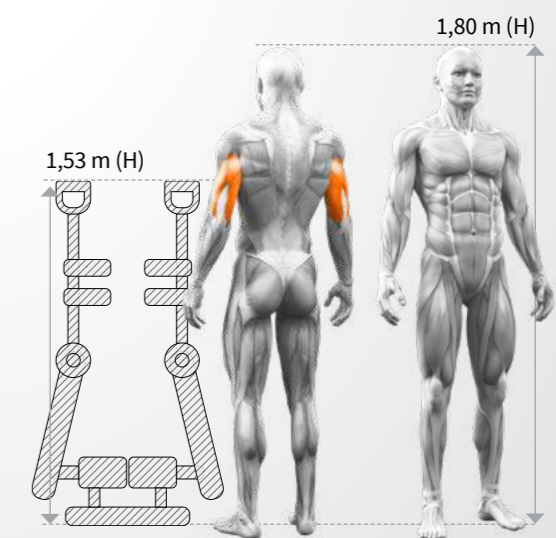


SPECIFICATIONS E7024A









 Dimension	2145 x 1030 x 1830 mm
 Weight stack	110 kg
 Extra weight stack	E7024A_EW/135 kg
 Frame dimensions	37 x 134 mm
 Transport box	1720 x 1110 x 550 mm Plywood
 Frame color	● ● ●
 Application color	● ● ●
 Weight	275 kg

The **Prestige Pro Series Glute Isolator** based on the floor standing position and is designed to train the muscles of the glutes and standing legs. Both the elbow and chest pads have been ergonomically optimized to ensure comfort in training support. The motion part feature fixed double-layer tracks, with specially calculated track angles for optimal biomechanics.

SEATED DIP / E7026A



SPECIFICATIONS E7026A

 Dimension	1320 x 1050 x 1530 mm
 Weight stack	110 kg
 Extra weight stack	E7026A_EW/135 kg
 Frame dimensions	37 x 134 mm
 Transport box	1720 x 1110 x 450 mm Plywood
 Frame color	● ● ●
 Application color	● ● ●
 Weight	259 kg

The **Prestige Pro Series Seated Dip** replicates the motion path of the traditional parallel bar push-up exercise, providing a comfortable and effective way to train the triceps and pecs. The angled back pad reduces pressure while improving stability and comfort.

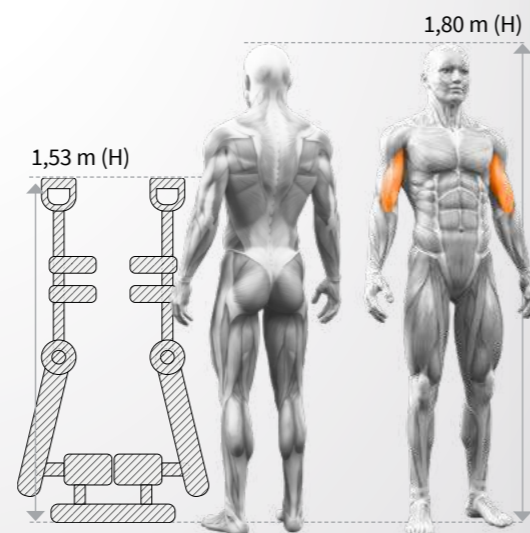
CAMBER CURL / E7030A



SPECIFICATIONS

E7030A

 Dimension	1500 x 930 x 1530 mm
 Weight stack	80 kg
 Extra weight stack	E7030A_EW / 95 kg
 Frame dimensions	37 x 134 mm
 Transport box	1720 x 1110 x 350 mm Plywood
 Frame color	
 Application color	
 Weight	197 kg







The **Prestige Pro Series Biceps Curl** has a scientific curl position. Adaptive handle for comfortable grip, gas-assisted seat adjustment system, optimized transmission which all make the training easier and effective.

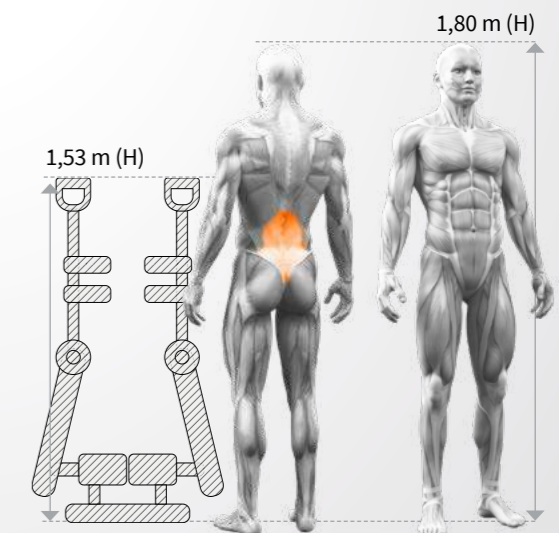
BACK EXTENSION / E7031A



SPECIFICATIONS

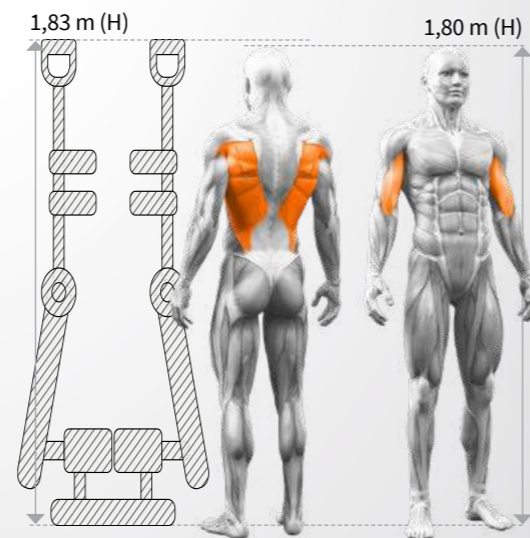
E7031A

 Dimension	1285 x 1055 x 1530 mm
 Weight stack	110 kg
 Extra weight stack	E7031A_EW / 135 kg
 Frame dimensions	37 x 134 mm
 Transport box	1720 x 1110 x 350 mm Plywood
 Frame color	
 Application color	
 Weight	250 kg



The **Prestige Pro Series Back Extension** have a walk-in design with adjustable back rollers, allowing the exerciser to freely choose the range of motion. At the same time, the Fusion Pro Series optimizes the pivot point of the motion arm to connect it with the main body of the equipment, improving stability and durability.

LONG PULL / E7033A

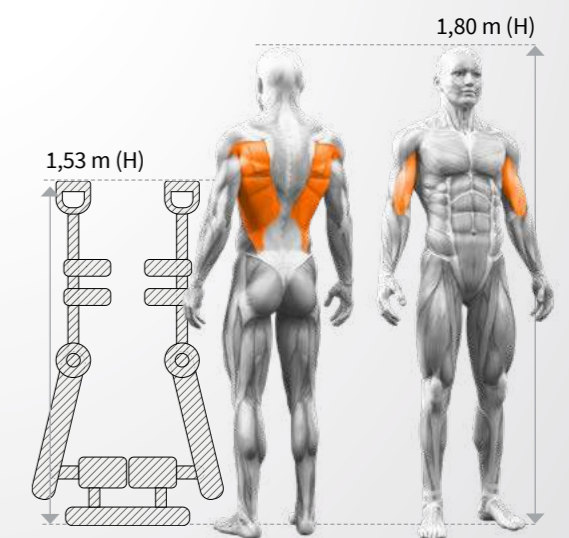


SPECIFICATIONS E7033A















 Dimension	1780 x 1320 x 1830 mm
 Weight stack	110 kg
 Extra weight stack	E7033A_EW / 135 kg
 Frame dimensions	37 x 134 mm
 Transport box	2030 x 1130 x 780 mm Plywood
 Frame color	  
 Application color	  
 Weight	262 kg

The **Prestige Pro Series Long Pull** follows the usual design style of this category. As a mature and stable mid row training device, the Long Pull has a raised seat for easy entry and exit, and independent footrests support users of all sizes. The use of flat oval tubes further improves the stability of the equipment.

VERTICAL ROW / E7034A

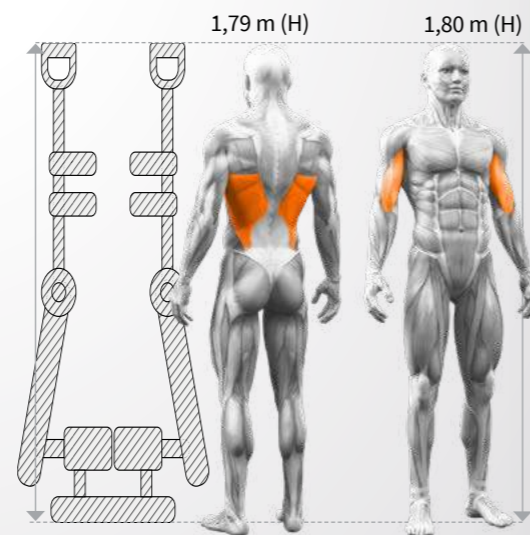


SPECIFICATIONS E7034A


 Dimension	1505 x 1005 x 1530 mm
 Weight stack	110 kg
 Extra weight stack	E7034A_EW / 135 kg
 Frame dimensions	37 x 134 mm
 Transport box	1720 x 1110 x 550 mm Plywood
 Frame color	  
 Application color	  
 Weight	256 kg

The **Prestige Pro Series Vertical Row** features a split-type motion design with adjustable chest pads and a gas-assisted adjustable seat. The 360-degree rotating adaptive handle supports multiple training programs for different users. Users can comfortably and effectively strengthen the muscles of the upper back and lats with the Vertical Row.

PULLDOWN / E7035A

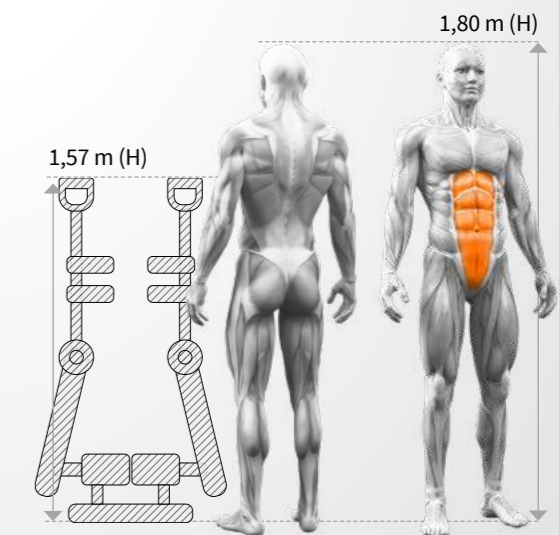


SPECIFICATIONS E7035A









 Dimension	1520 x 1445 x 1795 mm
 Weight stack	110 kg
 Extra weight stack	E7035A_EW / 135 kg
 Frame dimensions	37 x 134 mm
 Transport box	1720 x 1110 x 500 mm Plywood
 Frame color	● ● ●
 Application color	● ● ●
 Weight	265 kg

Seated training for the upper body and back, trains the entire back musculature. The handle is pulled towards the upper body in a controlled position, the cable pull enables a constant pulling movement for a comfortable exercise. Height-adjustable, slanted pads for the thighs ensure stability. Comfortable weight selection from a seated position.

ABDOMINAL ISOLATOR / E7073A



SPECIFICATIONS E7073A









 Dimension	1150x 1060 x 1575 mm
 Weight stack	110 kg
 Extra weight stack	E7073A_EW / 135 kg
 Frame dimensions	37 x 134 mm
 Transport box	1720 x 1110 x 450 mm Plywood
 Frame color	● ● ●
 Application color	● ● ●
 Weight	229 kg

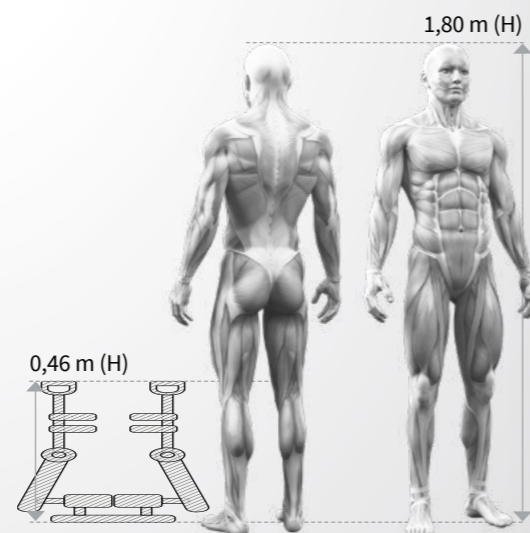
The Prestige Pro Series Abdominal Isolator is designed in a kneeling position. The advanced ergonomic pads not only help users maintain the correct training position, but also enhances the training experience of the exercisers. The unique split-type motion arms design of the Fusion Pro Series allows exercisers to strengthen the training of the weak side.

FLAT BENCH / E7036



SPECIFICATIONS E7036

 Dimension	1265 x 790 x 460 mm
 Weight stack	--
 Extra weight stack	--
 Frame dimensions	37 x 134 mm
 Transport box	1300 x 460 x 290 mm Carton
 Frame color	● ● ●
 Application color	● ● ●
 Weight	27 kg











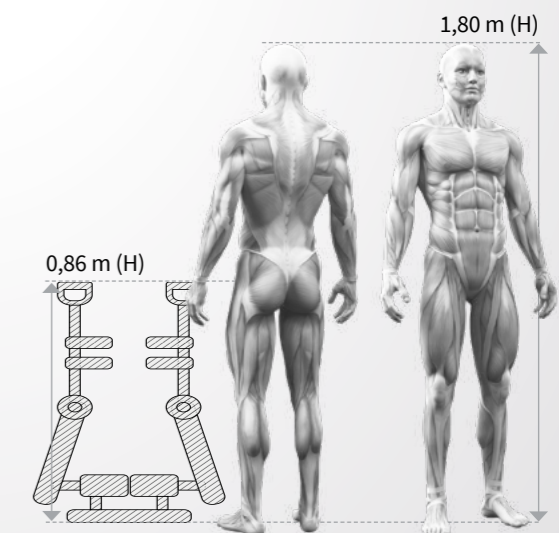
For freeweights exercises or abdominal trainer with different adjustment angles, wheels for mobility.

DECLINE ABDOMINAL BENCH / E7037



SPECIFICATIONS E7037

 Dimension	1685 x 790 x 860 mm
 Weight stack	--
 Extra weight stack	--
 Frame dimensions	37 x 134 mm
 Transport box	1750 x 720 x 260 mm Carton
 Frame color	● ● ●
 Application color	● ● ●
 Weight	61 kg











For freeweights exercises or abdominal trainer with different adjustment angles, wheels for mobility.

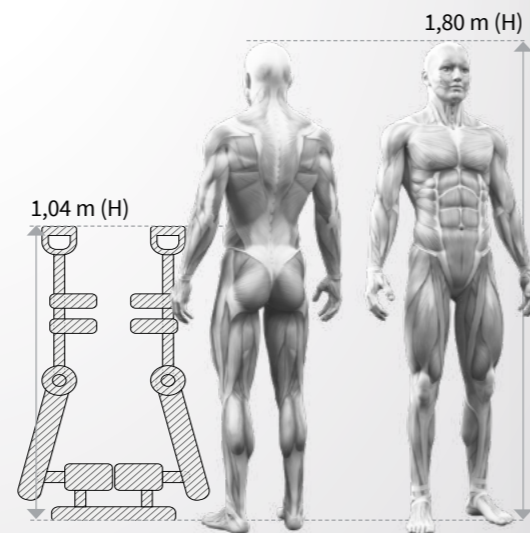
MULTI PURPOSE BENCH / E7038



SPECIFICATIONS

E7038

 Dimension	970 x 740 x 1040 mm
 Weight stack	--
 Extra weight stack	--
 Frame dimensions	37 x 134 mm
 Transport box	1020 x 790 x 280 mm Carton
 Frame color	● ● ●
 Application color	● ● ●
 Weight	29 kg











Seat position with back rest, close to the ground for stability and comfort; Foot support for stability.

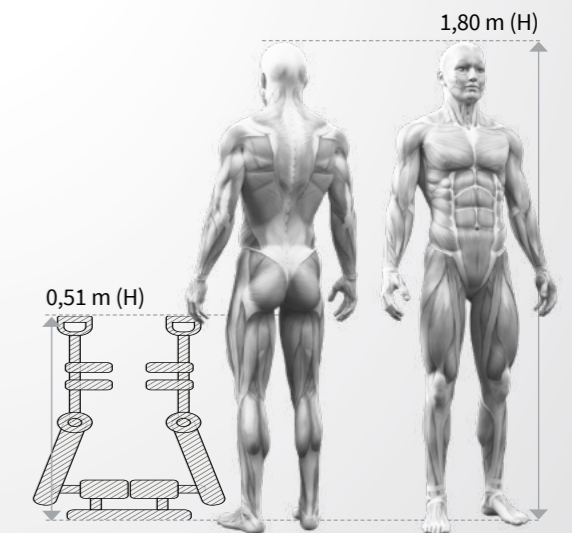
SUPER BENCH / E7039



SPECIFICATIONS

E7039

 Dimension	1355 x 690 x 510 mm
 Weight stack	--
 Extra weight stack	--
 Frame dimensions	37 x 134 mm
 Transport box	1360 x 730 x 480 mm Carton
 Frame color	● ● ●
 Application color	● ● ●
 Weight	43 kg







Bench with seat and backrest adjustment; Wheels for mobility; Adjustable to various angles.

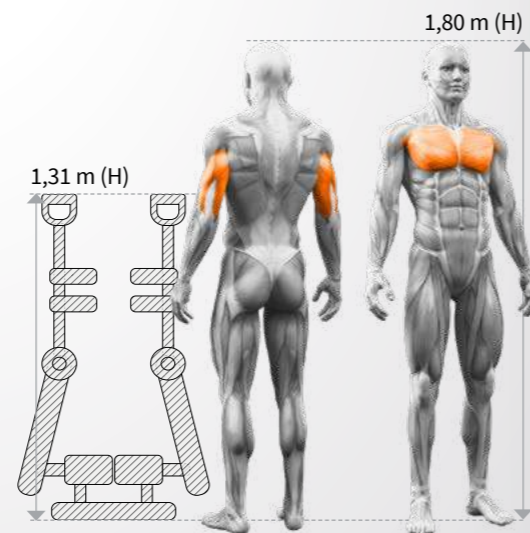
OLYMPIC BENCH DECLINE / E7041



SPECIFICATIONS

E7041

 Dimension	2145 x 1815 x 1310 mm
 Weight stack	--
 Extra weight stack	--
 Frame dimensions	37 x 134 mm
 Transport box	1520 x 950 x 460 mm Carton
 Frame color	● ● ●
 Application color	● ● ●
 Weight	98 kg











Negative declined bench with four hooks for barbell and eight weight horns.

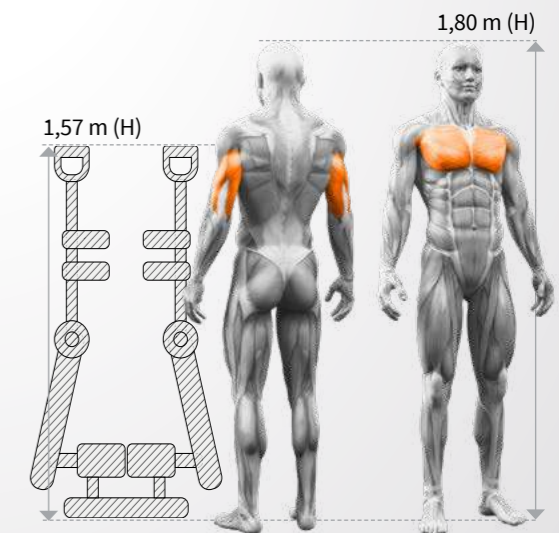
OLYMPIC BENCH INCLINE / E7042



SPECIFICATIONS

E7042

 Dimension	2185 x 1810 x 1570 mm
 Weight stack	--
 Extra weight stack	--
 Frame dimensions	37 x 134 mm
 Transport box	1600 x 880 x 420 mm Carton
 Frame color	● ● ●
 Application color	● ● ●
 Weight	101 kg











Inclined bench with four hooks for barbell and eight weight horns.

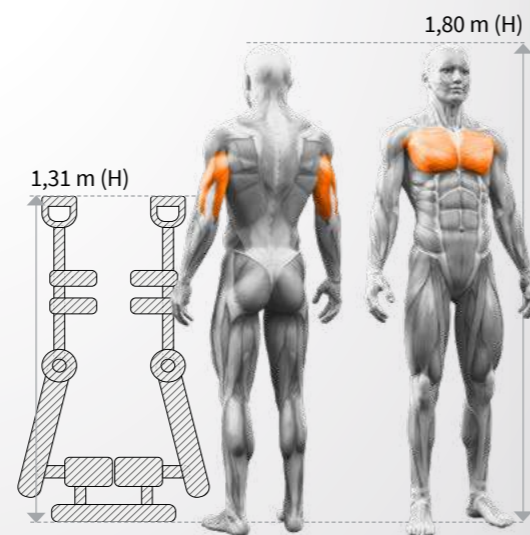
OLYMPIC BENCH / E7043



SPECIFICATIONS

E7043

 Dimension	2015 x 1815 x 1310 mm
 Weight stack	--
 Extra weight stack	--
 Frame dimensions	37 x 134 mm
 Transport box	1350 x 900 x 360 mm Carton
 Frame color	● ● ●
 Application color	● ● ●
 Weight	80 kg











Flat bench with four hooks for barbell and eight weight horns.

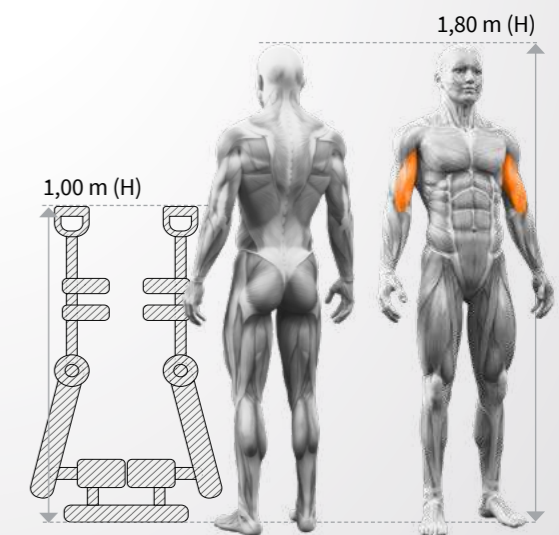
SEATED PREACHER CURL / E7044



SPECIFICATIONS

E7044

 Dimension	1310 x 815 x 1005 mm
 Weight stack	--
 Extra weight stack	--
 Frame dimensions	37 x 134 mm
 Transport box	1650 x 900 x 300 mm Carton
 Frame color	● ● ●
 Application color	● ● ●
 Weight	66 kg











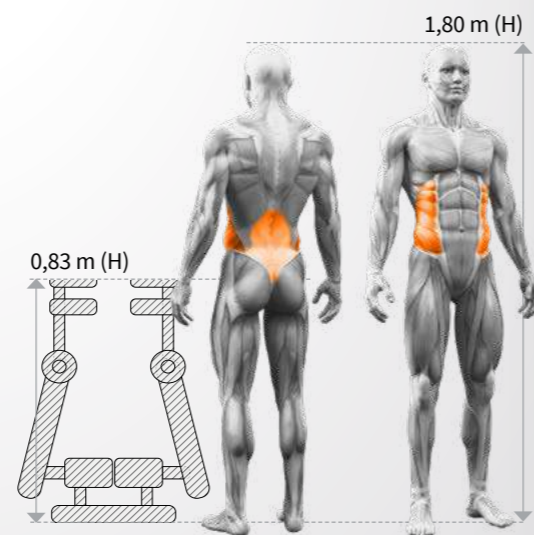
Bench offers two different positions for varied workouts and accommodates users of all sizes.

BACK EXTENSION / E7045



SPECIFICATIONS E7045

 Dimension	1520 x 790 x 830 mm
 Weight stack	--
 Extra weight stack	--
 Frame dimensions	37 x 134 mm
 Transport box	1480 x 750 x 580 mm Carton
 Frame color	● ● ●
 Application color	● ● ●
 Weight	70 kg











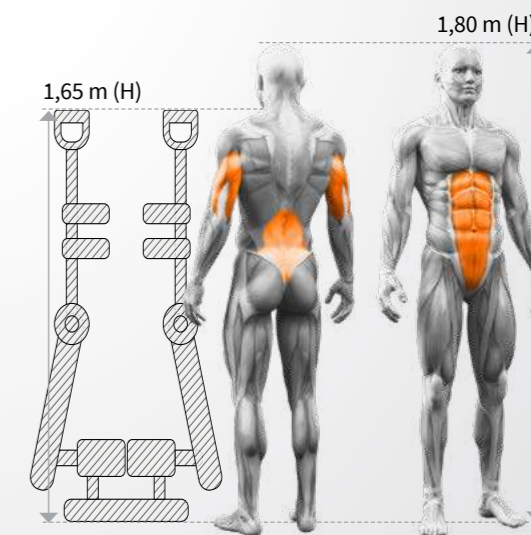
Retaining bottom edge for stability and comfort throughout the entire exercise.

VERTICAL KNEES UP DIP / E7047



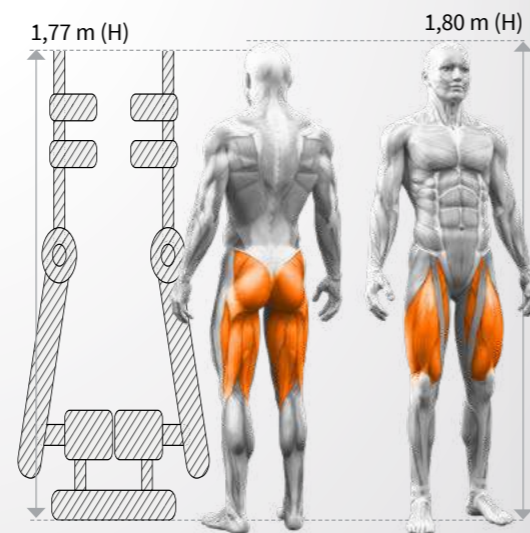
SPECIFICATIONS E7047

 Dimension	1040 x 720 x 1650 mm
 Weight stack	--
 Extra weight stack	--
 Frame dimensions	37 x 134 mm
 Transport box	1650 x 1100 x 280 mm Carton
 Frame color	● ● ●
 Application color	● ● ●
 Weight	82 kg











Elbow pads and special dip handles provide comfort, shaped urethane pads protect the frame.

SQUAT RACK / E7050

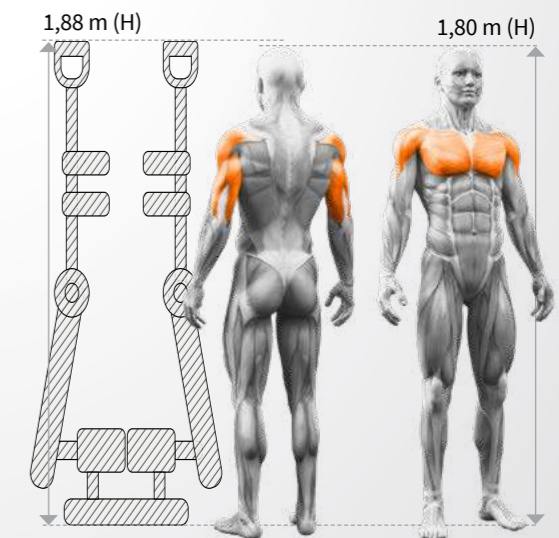


SPECIFICATIONS E7050









	Dimension	1385 x 1745 x 1770 mm
	Weight stack	--
	Extra weight stack	--
	Frame dimensions	37 x 134 mm
	Transport box	1900 x 1450 x 200 mm Carton
	Frame color	● ● ●
	Application color	● ● ●
	Weight	125 kg

The polyurethane coating reduces wear and limits noise makes for a gentle workout.

OLYMPIC SEATED BENCH / E7051



SPECIFICATIONS E7051









	Dimension	1255 x 1100 x 18795 mm
	Weight stack	--
	Extra weight stack	--
	Frame dimensions	37 x 134 mm
	Transport box	1850 x 1450 x 250 mm Carton
	Frame color	● ● ●
	Application color	● ● ●
	Weight	125 kg

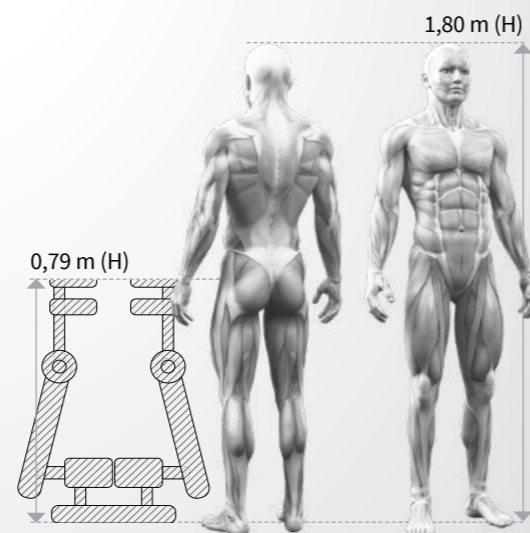
Military Bench features molded urethane protective racking that limits noise and protects the bar from wear for a stable and precise workout

VERTICAL PLATE TREE / E7054



SPECIFICATIONS E7054

 Dimension	680 x 690 x 795 mm
 Weight stack	--
 Extra weight stack	--
 Frame dimensions	37 x 134 mm
 Transport box	880 x 750 x 320 mm Carton
 Frame color	● ● ●
 Application color	● ● ●
 Weight	35 kg











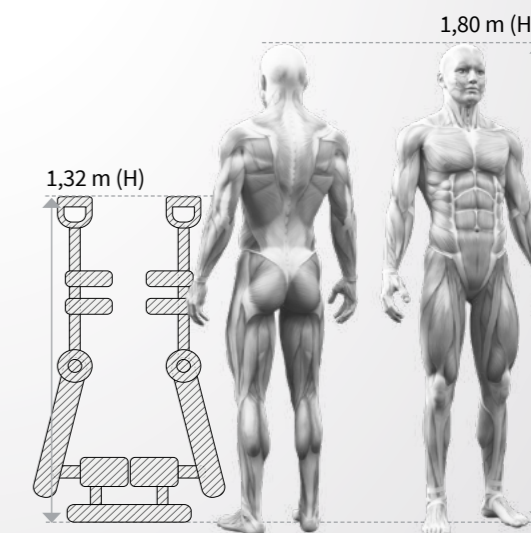
Stable stand with six horns for weight plates; Easy to mount and remove the plates.

BARBELL RACK / E7055



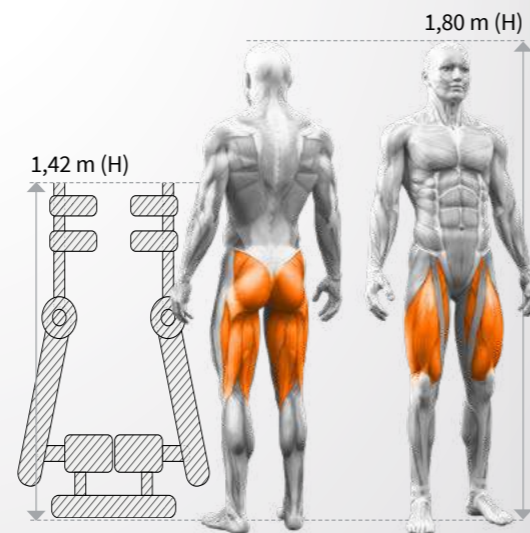
SPECIFICATIONS E7055

 Dimension	990 x 850 x 1320 mm
 Weight stack	--
 Extra weight stack	--
 Frame dimensions	37 x 134 mm
 Transport box	1350 x 1050 x 200 mm Carton
 Frame color	● ● ●
 Application color	● ● ●
 Weight	82 kg



Accommodates a wide range of Barbells and Curl Bars; Ensures that equipment is easily accessible.





ANGELED LEG PRESS / E7056



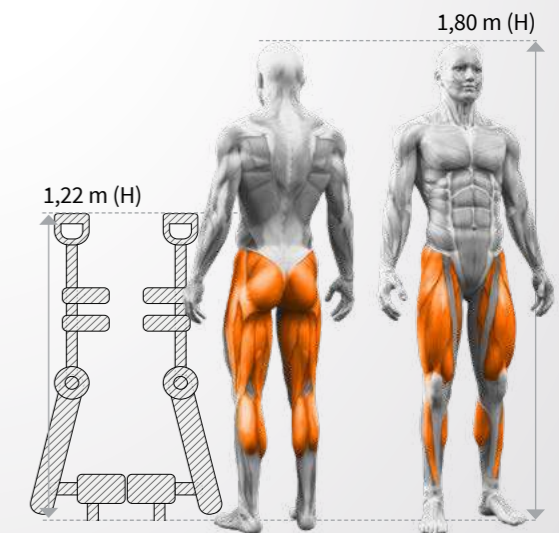
The Prestige Pro Series Angled Leg Press features heavy duty commercial linear bearings for smooth motion and durable. The 45-degree angle and two starting positions simulate an optimal leg-pressure movement, but with spinal pressure removed. Two weight horns on the footplate allow users to easily load the weight plates, fixed handles is independent of the locking lever for better body stabilization.

SPECIFICATIONS

E7056

 Dimension	2090 x 1400 x 1420 mm
 Weight stack	--
 Extra weight stack	--
 Frame dimensions	37 x 134 mm
 Transport box	1420 x 1520 x 520 mm Plywood
 Frame color	● ● ●
 Application color	● ● ●
 Weight net / gross	200 kg / 248 kg





HACK SLIDE / E7057



The Prestige Pro Series Hack Squat simulates the motion path of a ground squat, providing the same experience as free weight training. Not only that, but the special angle design also eliminates the shoulder load and spinal pressure of traditional ground squats, stabilizes the exerciser's center of gravity on the inclined plane, and ensures the straight transmission of force.

SPECIFICATIONS

E7057














 Dimension	2040 x 1630 x 1220 mm
 Weight stack	--
 Extra weight stack	--
 Frame dimensions	37 x 134 mm
 Transport box	1420 x 1520 x 520 mm Plywood
 Frame color	● ● ●
 Application color	● ● ●
 Weight net / gross	175 kg / 223 kg

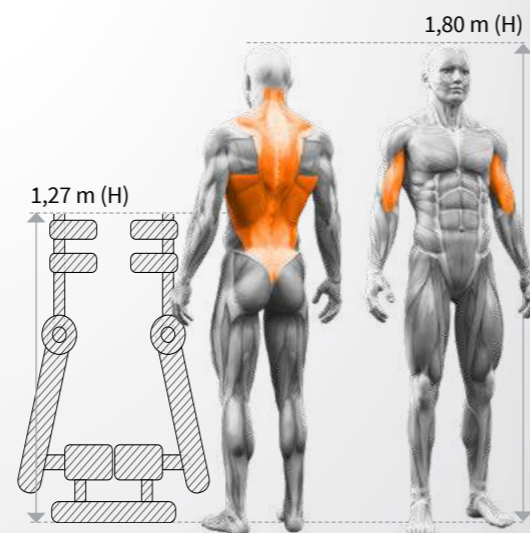
INCLINE LEVEL ROW / E7061



SPECIFICATIONS

E7061

 Dimension	1770x 1160 x 1275 mm
 Weight stack	--
 Extra weight stack	--
 Frame dimensions	37 x 134 mm
 Transport box	1650 x 1550 x 410 mm Carton
 Frame color	  
 Application color	  
 Weight net / gross	73 kg / 100 kg

















Two differently arranged handles provide variance during the exercise. Two stand plates stainless steel pad for more grip at different heights adapt user sizes. The chest padding ensures comfortable lying on.

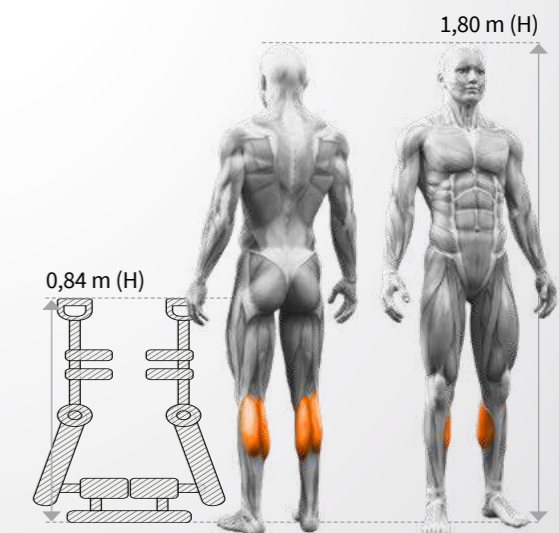
SEATED CALF / E7062



SPECIFICATIONS

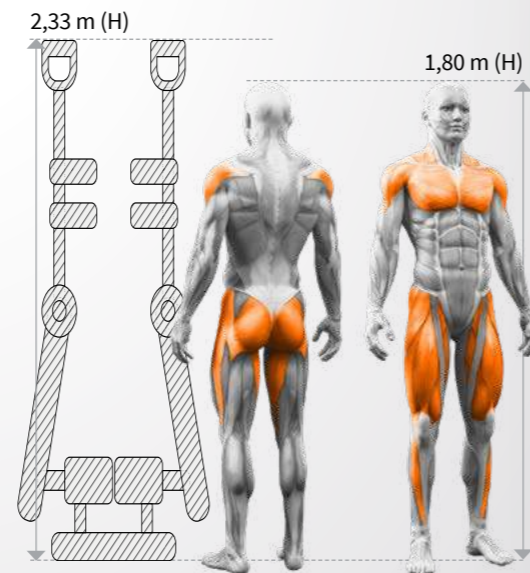
E7062

 Dimension	1230 x 660 x 840 mm
 Weight stack	--
 Extra weight stack	--
 Frame dimensions	37 x 134 mm
 Transport box	1270 x 720 x 380 mm Carton
 Frame color	  
 Application color	  
 Weight net / gross	45 kg / 65 kg











The Prestige Pro Series Seated Calf allows the user to activate the calf muscles rationally using body weight and additional weight plates. Easily adjustable thigh pads support users of different sizes, and the seated design removes spinal pressure for a more comfortable and effective training. The start-stop catch lever ensures safety when starting and ending training.

SMITH MACHINE / E7063

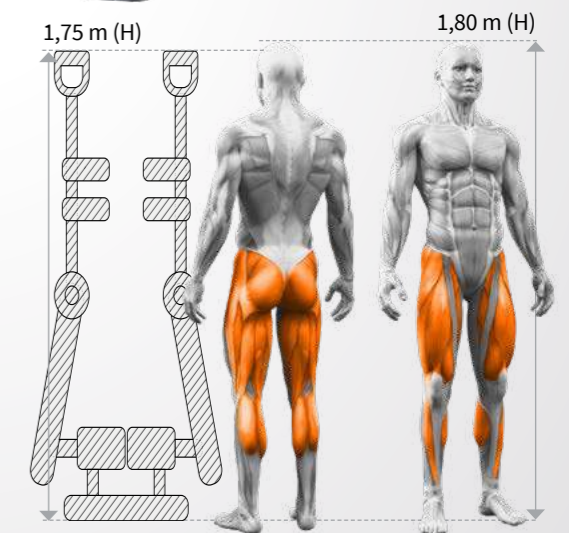


Due to the negative angle, a natural movement during pressure exercises and squats is particularly supported low starting weight due to counter weights. A closed guide rail with safety latches offers quick and easy adjustment. Eight weight ups.

SPECIFICATIONS E7063









 Dimension	2090x 1500 x 2330 mm
 Weight stack	--
 Extra weight stack	--
 Frame dimensions	37 x 134 mm
 Transport box	2400 x 1550 x 400 mm Plywood
 Frame color	● ● ●
 Application color	● ● ●
 Weight net / gross	222 kg / 270 kg

SUPER SQUAT / E7065



The Prestige Pro Series Super Squat offers both forward and reverse squat training modes to activate the major muscles of the thighs and hips. The wide, angled foot platform keeps the user's path of motion on an incline plane, greatly releasing pressure on the spine. The locking lever will automatically drop when you start training reachable locking handle for easy reset when exiting training.

SPECIFICATIONS E7065









 Dimension	1790 x 1630 x 1750 mm
 Weight stack	--
 Extra weight stack	--
 Frame dimensions	37 x 134 mm
 Transport box	2000 x 1100 x 620 mm Plywood
 Frame color	● ● ●
 Application color	● ● ●
 Weight net / gross	121 kg / 165 gross

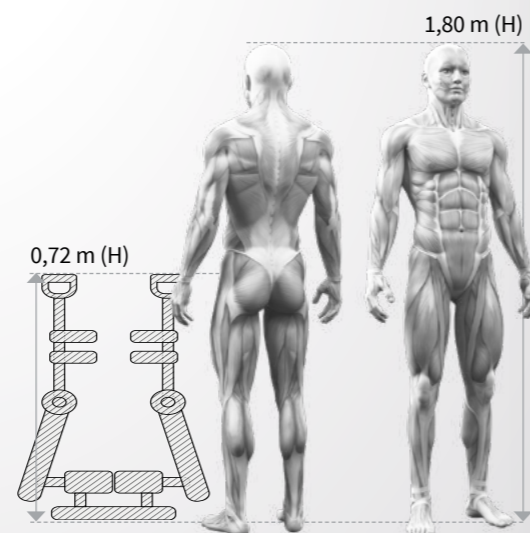
DUMBBELL RACK / E7067



SPECIFICATIONS

E7067

 Dimension	2295 x 595 x 725 mm
 Weight stack	--
 Extra weight stack	--
 Frame dimensions	37 x 134 mm
 Transport box	2330 x 440 x 150 mm Carton
 Frame color	● ● ●
 Application color	● ● ●
 Weight	50 kg











The clean, efficient 5 Pair Beauty Dumbbell Rack allows for easy access to of dumbbells in a space efficient design.

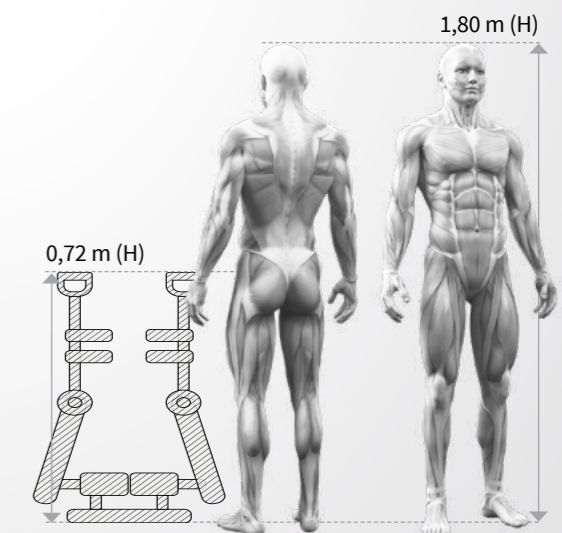
DUMBBELL RACK / E7077



SPECIFICATIONS

E7077

 Dimension	2300 x 600 x 720 mm
 Weight stack	--
 Extra weight stack	--
 Frame dimensions	37 x 134 mm
 Transport box	2330 x 440 x 150 mm Carton
 Frame color	● ● ●
 Application color	● ● ●
 Weight	76 kg











The clean, efficient 2-Tier, 10 Pair Dumbbell Rack allows for easy access to of dumbbells in a space efficient design.

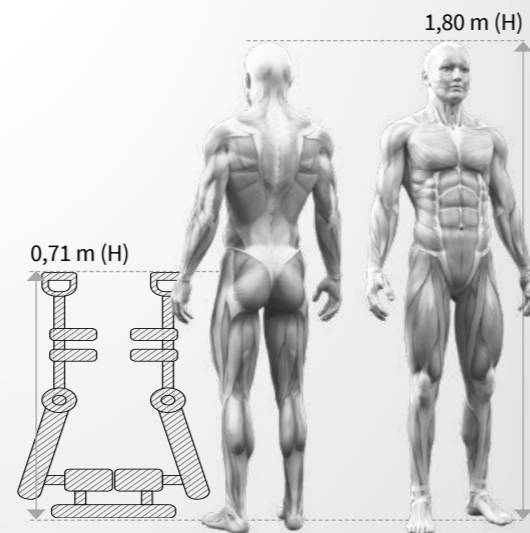
DUMBBELL RACK / E7077S



SPECIFICATIONS

E7077S

	Dimension	1050 x 590 x 710 mm
	Weight stack	--
	Extra weight stack	--
	Frame dimensions	37 x 134 mm
	Transport box	910 x 690 x 210 mm Carton
	Frame color	● ● ●
	Application color	● ● ●
	Weight	40 kg



This rack is compact and fit 5 pairs of dumbbells which is friendly to limited training areas such as hotels and apartments.





WOLFBLOOM



DHZ FITNESS SMART GYM SOLUTIONS

WITH OUR SMART GYM SOLUTIONS CONCEPT, WE TAKE THE PERSPECTIVE OF THE GYM OPERATOR AND DEVELOP SOLUTIONS THAT MAKE YOUR EVERYDAY LIFE EASIER. FOR YOUR MEMBERS, WE CREATE A PLEASANT TRAINING EXPERIENCE WITH AN EASY UNDERSTANDING OF PRODUCT USAGE AND GOOD TRAINING COMFORT.

DHZ FITNESS SHOWROOM

Eisenhutweg 122
12487 Berlin

- more than 700 m2
- only 10 minutes from airport

YOU WANT TO GET TO KNOW AND TEST OUR EQUIPMENT?

Come visit us!

In our showroom in Berlin, we present a selection of our equipment. Please contact us for a personal appointment so that we can take the time to advise you competently.

YOU ARE INTERESTED IN ADDITIONAL INFORMATION OR WANT TO MEET IN PERSON?

Ask us!

Our friendly sales team is available for you to address your needs. We would be happy to make a non-binding offer to you.

DHZ FITNESS EUROPE GMBH

Berliner Straße 8D | 16727 Velten
☎ 03304-247 28 76 | ✉ sales@dhz-fitness.de

WWW.DHZ-FITNESS.DE
WWW.DHZ-FITNESS.EU



SCAN FOR MORE INFORMATION

